

# Service description

Product: SP400	Service description no: 3125-S006	Ver: 1
-------------------	---	-----------

## Symptom

The plastic bearing replacement.

## Caused by

The pump has been used a lot and the plastic bearings worn out.


## Solution

Replace plastic bearings.


Release the two set screws on the cover tube.




Release the four screws that secure the cover tube to the pump housing.



Pull the cover tube away from the pump housing that the storage comes to the view.



Use a screwdriver or something similar and push out the four plastic bearings. Remove them from the shaft.



Put on four new plastic bearings. Bearings have an opening that they could be placed around the shaft. Assemble the pump by following instructions in reverse order.